

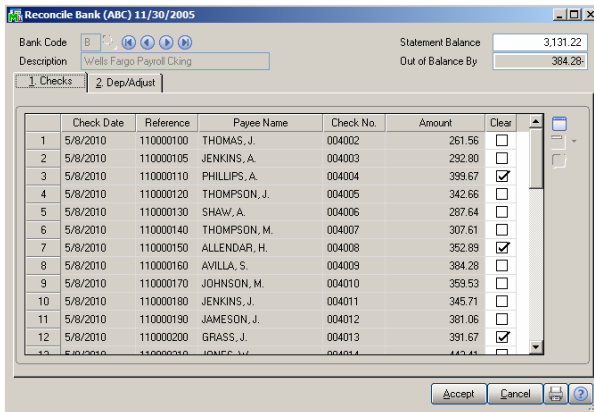
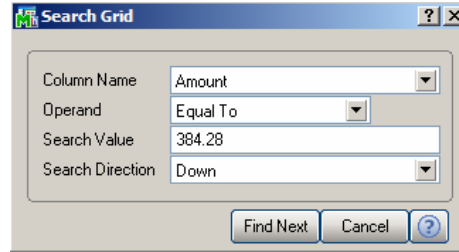
MAS90 Bank Reconciliation Module

Version 4.1



Sage has added several new features to the Bank Reconciliation module, which make it even easier to use.

Locate wire transfers, bank fees, and payroll charges easily using the *new search feature* which allows you to search by amount.

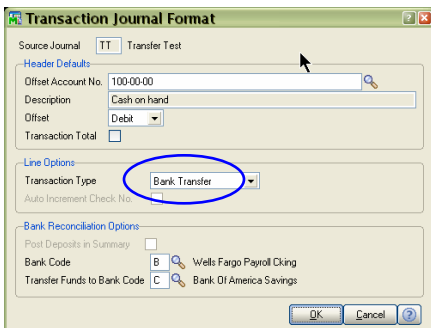


The *new grid entry* allows you to customize your view by rearranging the columns on screen, making it easier to tick off the cleared checks by moving the check number next to the amount column.



Download the list of checks, including the Clear flag, to Excel by right-clicking anywhere in the grid and choosing Export to Excel.

	A	B	C	D	E	F
1	Check No.	Check Date	Reference	Payee Name	Amount	Clear
2	1729	5/5/2010	01ANDERS	Anders Auto Repair	3540.50	0
3	1730	5/5/2010	02ARROW	Arrowsmith Drinking Water	75.00	0
4	SVCCHG	5/31/2010		Service Charges	65.00	1
5						



You can also *record the transfer of funds* from one account to another in one step, eliminating the need for a clearing account, using General Ledger Transaction Entry.

Still doing your bank rec manually?



There are many ways to streamline the process even if you don't use the MAS90 Bank Rec module, such as creating quick reports to download the checks to Excel.



**Behind in your bank recs?
We have tips and techniques for reconciling even the trickiest accounts – Just call!**

www.marlattconsulting.com

v (310) 541-7788 – efax (815) 572-0793

kathym@marlattconsulting.com kellys@marlattconsulting.com